







## BLU 45 mm

**DESCRIPTION:** Concrete Overlay System **TEXTURE:** Slate

### Pallet Overview



### Specifications per pallet

		Imperial	Metric
<b>A</b>		Product dimension (L x D x H) <b>A</b> 6 1/2 x 13 x 1 3/4	165 x 330 x 45
	48 units / pallet	Product dimension (L x D x H) <b>B</b> 13 x 13 x 1 3/4	330 x 330 x 45
<b>B</b>		Product dimension (L x D x H) <b>C</b> 19 1/2 x 13 x 1 3/4	495 x 330 x 45
	48 units / pallet	Cubing	127.44 ft <sup>2</sup> / 11.84 m <sup>2</sup>
<b>C</b>		Approx. Weight	2 631 lbs / 1 193 kg
	24 units / pallet	Number of rows	12
		Coverage per row	10.62 ft <sup>2</sup> / 0.99 m <sup>2</sup>



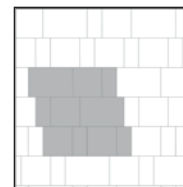
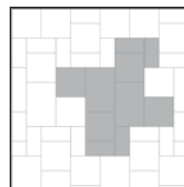
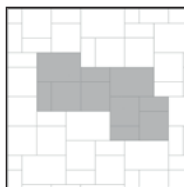
Slate Chestnut Brown  
Slate Champlain Grey  
Slate Shale Grey

### Laying Patterns Options

01 | Linear

02 | Linear

03 | Modular



Patterns are for design inspiration only. The installer is responsible to calculate & purchase the correct amount of material.

### NOTES

See page 6 for icons description.

See page 244 for more technical information.

Blu 45 mm should only be used to overlay existing concrete patios.

For joint filling surface coverage, see page 28.

**Techo-Bloc always recommends gluing the caps with concrete adhesive to ensure stability and safety.**