












# LINEA Small rectangles

DESCRIPTION: Paver TEXTURE: Smooth

Specifications per pallet	Imperial	Metric
<b>A</b>  Product dimension (L x W x H) <b>A</b>	8 7/8 x 3 15/16 x 3 15/16	225 x 100 x 100
<b>B</b>  Product dimension (L x W x H) <b>B</b>	12 13/16 x 3 15/16 x 3 15/16	325 x 100 x 100
<b>C</b>  Product dimension (L x W x H) <b>C</b>	16 3/4 x 3 15/16 x 3 15/16	425 x 100 x 100
<b>B</b>  Cubing	80.81 ft <sup>2</sup>	7.51 m <sup>2</sup>
<b>B</b>  Approx. Weight	3 634 lbs	1 648 kg
<b>B</b>  Number of rows	7	
<b>C</b>  Coverage per row	11.54 ft <sup>2</sup>	1.07 m <sup>2</sup>
<b>C</b>  Lin. coverage per row	35.25 lin. ft	10.74 lin. m

## Pallet Overview



Chestnut Brown

Smooth



Champlain Grey

Smooth



Shale Grey

Smooth



Onyx Black


Smooth



## Laying Patterns Options

01 | Linear

03 | Linear



Patterns are for design inspiration only. The installer is responsible to calculate & purchase the correct amount of material.

## NOTES

See page 6 for icons description.

See page 19 for more information about applications.



See page 56 to 58 for more technical information.



# LINEA Large rectangles




DESCRIPTION: Paver TEXTURE: Smooth

## Pallet Overview



Smooth Chestnut Brown  
Smooth Champlain Grey  
Smooth Shale Grey  
Smooth Onyx Black


## Specifications per pallet

	Imperial	Metric
<b>A</b> 	Product dimension (L x W x H) <b>A</b> 8 7/8 x 5 7/8 x 3 15/16	225 x 150 x 100
49 units / pallet	Product dimension (L x W x H) <b>B</b> 12 13/16 x 5 7/8 x 3 15/16	325 x 150 x 100
<b>B</b> 	Product dimension (L x W x H) <b>C</b> 16 3/4 x 5 7/8 x 3 15/16	425 x 150 x 100
49 units / pallet	Cubing	77.14 ft <sup>2</sup> / 7.17 m <sup>2</sup>
<b>C</b> 	Approx. Weight	3 561 lbs / 1 615 kg
49 units / pallet	Number of rows	7
	Coverage per row	11.02 ft <sup>2</sup> / 1.02 m <sup>2</sup>
	Lin. coverage per row	22.40 lin. ft / 6.83 lin. m

## Laying Patterns Options

01 | Linear

03 | Linear



Patterns are for design inspiration only. The installer is responsible to calculate & purchase the correct amount of material.

## NOTES

See page 6 for icons description.

See page 19 for more information about applications.

See page 56 to 58 for more technical information.