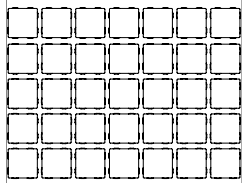



# VALET

**DESCRIPTION:** Paver **TEXTURE:** Basalt

### Pallet Overview



### Specifications per pallet



315 units / pallet

	Imperial	Metric
Product dimension (L x W x H)	6 ½ x 6 ½ x 2 ¾	165 x 165 x 60
Cubing	92.31 ft <sup>2</sup>	8.58 m <sup>2</sup>
Approx. Weight	2 381 lbs	1 080 kg
Number of rows	9	
Coverage per unit	10.26 ft <sup>2</sup>	0.95 m <sup>2</sup>
Lin. coverage per row	18.95 lin. ft	5.78 lin. m




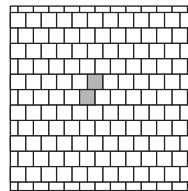
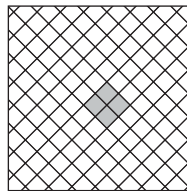
Basalt Chestnut Brown  
Basalt Champlain Grey  
Basalt Shale Grey  
Basalt Onyx Black

### Laying Patterns Options

01 | Checkerboard

02 | Linear

03 | Linear



Patterns are for design inspiration only. The installer is responsible to calculate & purchase the correct amount of material.

### NOTES

See page 6 for icons description.

See page 19 for more information about applications.

See page 56 to 58 for more technical information. When used in a permeable pavement application, see page 93 to 98 for more technical information.

**JOINT WIDTH:** ½" (7 mm)  
**% OF SURFACE OPENING:** 5.9 %  
**INFILTRATION RATE:** 400 in./hr (10 160 mm/hr)